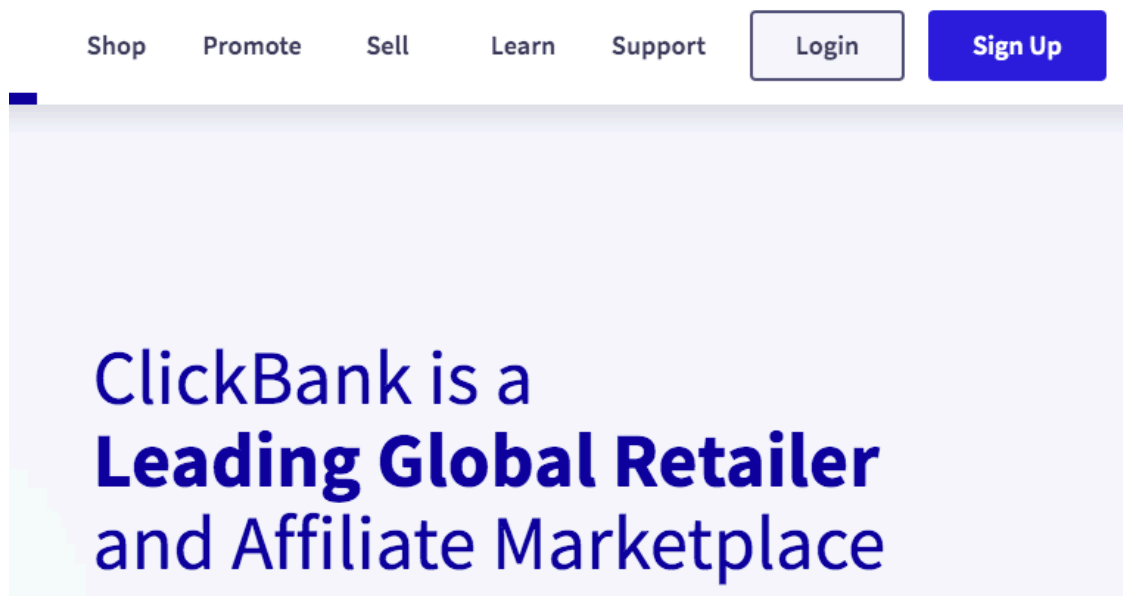


Clickbank For Dummies - PDF

Here's a "Clickbank for dummies" overview of the Clickbank marketplace and a couple of ways to promote Clickbank products. See also [Clickbank autopilot money making software for more on this topic](#).

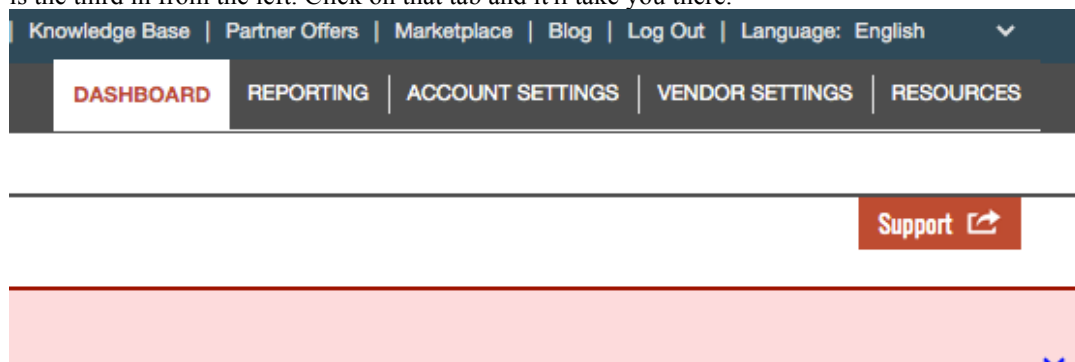
Clickbank is a great place for affiliate marketers to start out. If you choose a good program, ideally with recurring income built in, and a good marketing strategy, you can get some traction.

For starters you'll need a Clickbank account which you can join for free. Head over to [Clickbank](#) and open an account.



Clickbank For Dummies

Once you've opened an account you should choose a product to promote. You can do this by heading over to the the *Clickbank marketplace*. You should find the marketplace tab at the very top of your Clickbank dashboard when you log in to your account. You can see in the image below "marketplace" is the third in from the left. Click on that tab and it'll take you there.



Once in the marketplace you can browse through many products. Ideally choose a product which you have an interest in. You can also browse products by using categories on the left hand side of the page. (see image below).

MARKETPLACE

Choose from thousands of great products to promote

Find Products:



Advanced Search Help

Sendlane
Deliver a Seamless Customer Experience.
100% Automated.
Integrated With Clickbank
[Explore Sendlane](#)

Advertisement

Resources

[Favorites](#)

Categories

- ARTS & ENTERTAINMENT
- AS SEEN ON TV
- BETTING SYSTEMS
- BUSINESS / INVESTING
- COMPUTERS / INTERNET
- COOKING FOOD & WINE

How to Find Products to Promote

1. Browse Categories on the left.
2. Use the Find Products box above to search by keyword.

To view the vendor's Pitch Page, click the listing title. **Stats** show you how much you can earn for referred sales. Click Promote to create a HopLink and start referring sales!


To learn more about how the Marketplace works [click here](#).



New to Affiliate Marketing?

The ClickBank Knowledge Base will help you to get started.

- Not sure what an affiliate is or does? Learn the [basics of being a ClickBank affiliate](#).
- Follow the easy steps in this [guide](#) to get started promoting ClickBank products.
- How does an affiliate earn commissions and get paid? [This article](#) will show you how your earnings are calculated.



Sp

Once you've chosen a category you can sort the products by "gravity". "Gravity" is the number of products which are being sold every week. SO the higher the number the more of that particular product is selling.

With a low gravity of less than 20, for example, the product may be unproven, so it's more of a risk to attempt to sell it. With a popular product with a gravity of 400+, you'll likely have a lot of competition in terms of content generation, if that's how you choose to promote your product. More on this later. Ideally, choose a gravity somewhere between 50 and 250+ to give you the most chance of making sales.

Displaying results 1-10 out of 1082 (pg. 1 of 109)

per page:

Health & Fitness

Popularity

Avg \$/sale

Initial \$/sale

Avg %/sale

Avg Rebill Total

Avg %/rebill

Gravity

Low to High

High to Low

Resurge - The Godzilla Of Offers ([view mobile](#))
This Is The Best Offer We've Ever Tested All Time. Even Better Than Our Offer The Venus Factor, The Highest Selling Offer On CB Lifetime. You Do Not Want To Miss Out On This Bonecrusher! Go Here For Links: <https://resurge.com/affiliates>
Affiliate Page:<https://resurge.com/affiliates>
Affiliate Support Contact:jackie@jvwithae.com

Avg \$/sale
\$102.09

[PROMOTE](#)

[Add To Favorites](#)

Stats: Initial \$/sale: **\$102.09** | Avg %/sale: **72.0%** | Avg Rebill Total: **\$0.00** | Avg %/rebill: **1.0%** | Grav: **775.77**
Cat: **Health & Fitness : Dietary Supplements**

My Stats:

Leptitox - Huge Commissions! ([view mobile](#))
Our Affiliates Call This The Best Offer They've Ever Promoted. Grab Your Tools Below And Be Locked And Loaded For 2020. Email Us If You Need Anything!

Avg \$/sale
\$68.96

[PROMOTE](#)

Affiliate Page:<https://science.leptitox.com/p/affiliates/>
Affiliate Support Contact:aff@leptitox.com

Clickbank For Dummies - Clickbank Engine

[Clickbank engine](#) is a website which you can use to help you find good products to promote on Clickbank. It can help you sort out which products to chose based on topic (niche) and a number of other relevant categories such as gravity and recurring commissions. [Recurring commission affiliate programs](#) are far better than regular ones because you can earn an income much more quickly from them. They pay you over and over again from membership sales. So you'll receive a monthly recurring income from sales rather than a single commission.

Find ClickBank Products

- > CB New Products
- > CB Best Gains
- > CB Top Gravity
- > CB Insider
- > CB Reviews
- > CB Re-listed
- CB Recurring**
- > CB Removed
- > CB Categories
- > CB Vendors
- > CB Statistics
- > CB Payouts
- > CB RSS Feeds
- > Affiliate Tools

ClickBank Product:

These ClickBank marketplac

Page 1 of 65

	Rank	Product
Product Averages View		
<input type="checkbox"/>	1	Synergy Spar

Clickbank For Dummies - Promoting Clickbank Products

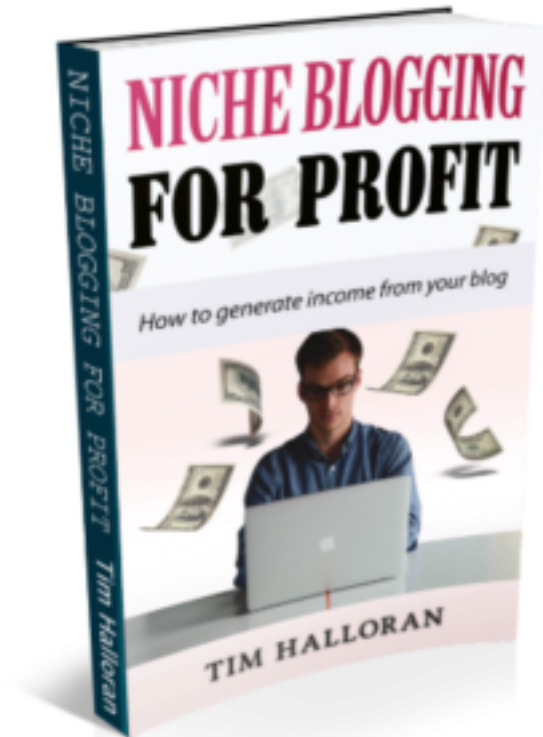
There's several ways you can promote Clickbank products as an affiliate marketer. Two simple strategies are through using a blog or creating a YouTube channel. You can also [build a niche website](#) around your topic too. Create content around the products you have chosen and post it on YouTube or on your website.

This is why it's important to choose products which you align with. If you choose a product you are not interested in, it's far more difficult to create content around your niche. See also [micro niche affiliate marketing](#).

One of my favourite ways of promoting affiliate products online is through building a niche website by targeting specific keywords. See how to [create a free website and make money](#) using this strategy.

Creating A Blog To Sell Your Products

Having a blog is one of the simplest and cheapest ways to promote affiliate products. With a blog, your goal is to draw traffic (visitors) to you *via your content* and then offer your Clickbank or other affiliate products through your content. You can do this by using affiliate links within your content, placing banners on your site and building an email list and getting your visitors to subscribe to it.



A blog only works though if you create good content and get eyes on it. You also need to carefully align your content with the products you are promoting. So your content should be a good match for customers of your product. A good way to do this is with a review website. If you look on Google for your affiliate product, you'll probably see a number of reviews for it - particularly with Clickbank. If you can find a product with less competition, you can more easily get your content to rank highly for its main keywords.

Reviews are great because they usually draw in potential customers looking to purchase something. The key is to write some great content and get Google to rank it at the top of the search engine. You can also promote your content through social media and other channels too. But ultimately you want it to rank on Google so you get free traffic.

Creating A Channel On YouTube

YouTube is another great way to generate content and lead people to your affiliate products. Once you've created a YouTube account, you can post videos which you have made and lead people through your links to affiliate products. Again you need to gain the attention of potential customers, not just random people. So you'll need to create useful content around your chosen topic or niche.

Use the search bar in YouTube to find keyword variations which match your particular niche. Type into the search bar the first few keywords which relate to your products or niche. You'll see a bunch of keyword ideas which relate to popular searches already being made on the site. Create YouTube videos and target these keywords within your titles and descriptions. (see example in image below).

The image shows a YouTube search interface. At the top, the YouTube logo is followed by a search bar containing the text "from home fitness". Below the search bar, a "Recommended" section is visible, featuring a video thumbnail with the text "The COMING SHIFT You Need to Know About" and a woman's face. Below the thumbnail, the video title "THE COMING SHIFT What Need to Know (with Landria Onkka)" is displayed, along with the channel name "Landria Onkka" and "10K views • 1 day ago". To the right of the search bar, a list of search suggestions is shown, including "from home fitness bands", "from home fitness resistance bands", "from home fitness", "from home fitness resibands", "from home fitness bands review", "from home fitness reviews", "from home fitness resibands review", "from home fitness resistance bands workout", "from home fitness resistance bands review", "at home fitness workout", "at home fitness transformation", "at home fitness journey", "at home fitness challenge", and "at home fitness equipment".

For more information on making money over the internet checkout this free webinar and book your place today. Click on the banner below to start:

The banner features a teal-to-blue gradient background. At the top, the text "How To Make Your First" is in white, followed by "10k Online!" in a large, bold, white font. Below this, the text "JOIN STUART ON THIS SPECIAL WEBINAR EVENT" is written in red. A dark blue rounded rectangle contains the text "REGISTER NOW!" in white. At the bottom, in a smaller white font, it says "(You don't have to have employees, an office, or your own product to start a digital business)".